

Pre-visit Guide

This is a step-by-step guide to visiting Zoellner Arts Center with helpful information and tips for visiting. Please help us improve this guide by contacting us at the information below.

Where is Zoellner Arts Center – The arts center is located on the corner of Lehigh University at 420 East Packer Ave, Bethlehem, PA 18015. There is a map on the next page.

Box office - 610.758.2787

Email - inzactix@lehigh.edu

www.zoellnerartscenter.org

The show is General Admission which means you may sit anywhere. ADA seating sections include both seats and wheelchair spaces. Doors open at 12:30pm but the lobby opens at 11:30am.


Complimentary assistive-listening devices are available through Ticket Services or the House Manager. Please keep the volume turned down as low as comfortably possible during the performance to respect other patrons in the performance.

The show is in **Baker Hall** which has **continental style seating** – which means there are no center aisle; only aisles on the sides. The seats have a lot more leg room with wider spaces in between rows.

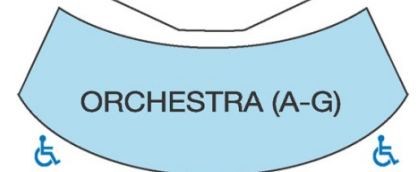
Can't make the show; already bought your tickets?

Just call or email us. We'll take care of you.

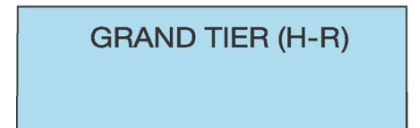
We do *not* cancel shows for weather unless a state of emergency is declared, but we will still understand if you can't make the performance. Just call or email us and we'll take care of you.



STAGE/ORCHESTRA PIT




ORCHESTRA (A-G)





GRAND TIER (H-R)




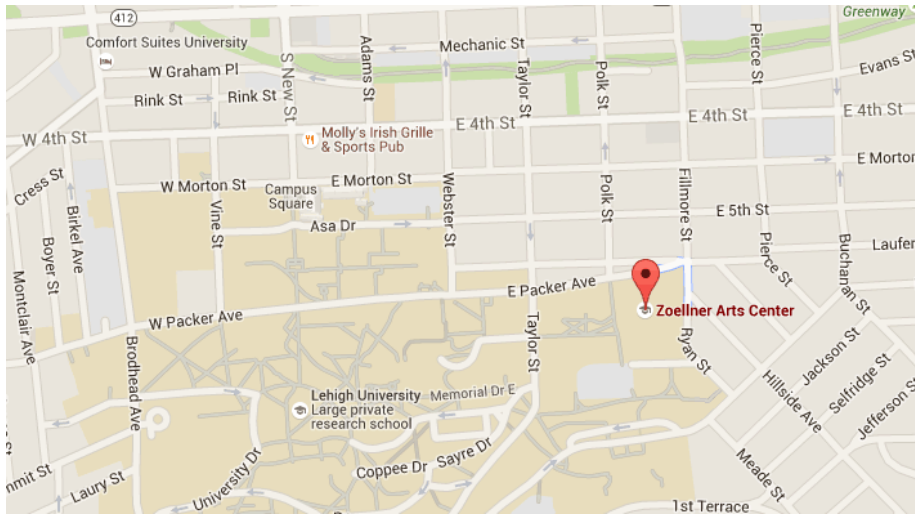
GRAND TIER (S-T)



BALCONY (AA-EE)



Map to Zoellner Arts Center



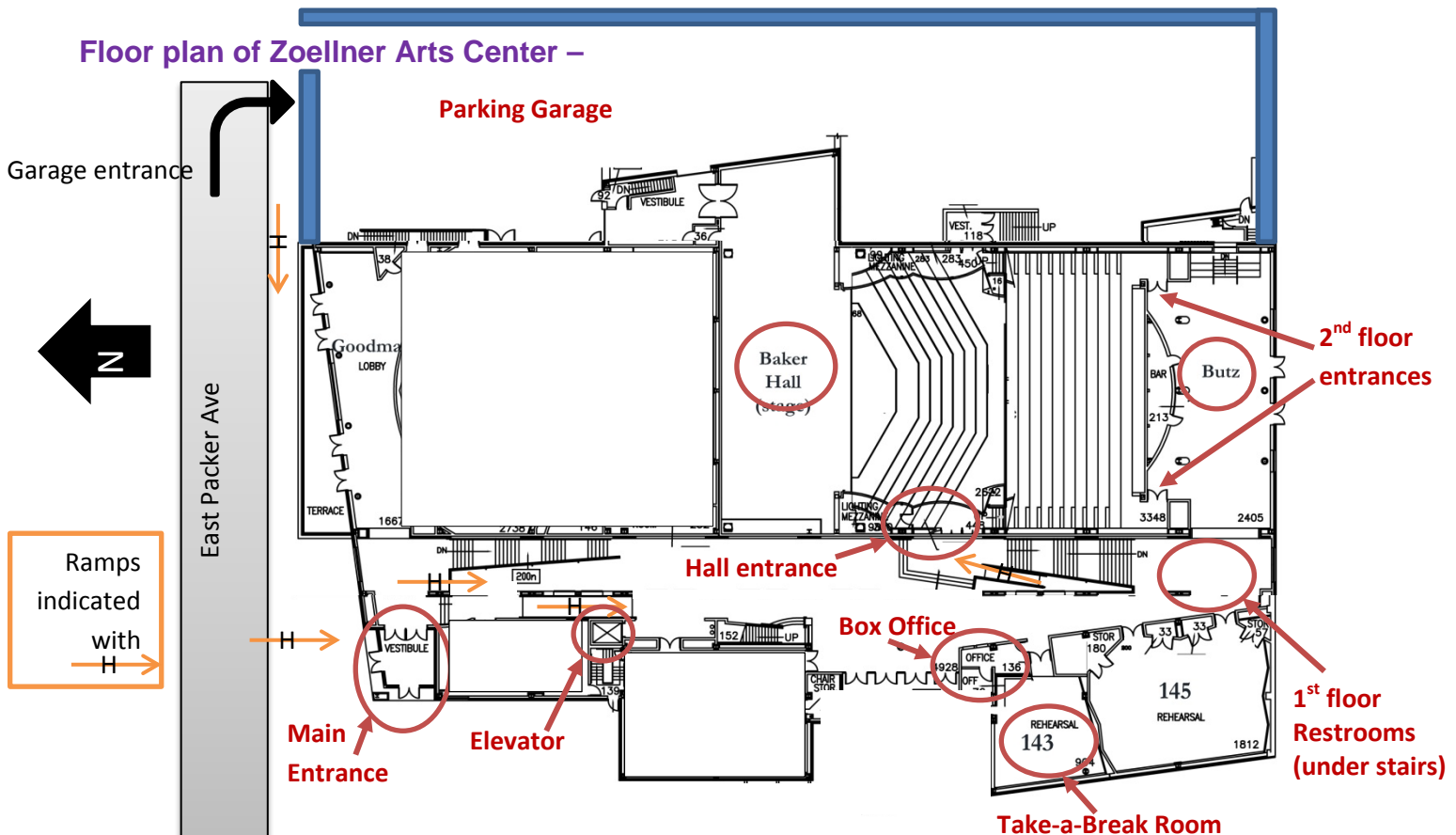
When should I arrive?

Free parking in the garage will open 90 minutes prior to the start of the show. The box office also opens about the same time. There will be a pre-show event that starts 60 minutes prior to the start of the show. We also open our art gallery which is accessible to all.

What should I wear?

There are no special dress requirements for any show so please dress comfortably. The arts center can be a little cool for many so layers are suggested. There is a free coat room service.


Floor plan of Zoellner Arts Center –




The following pages have a step-by-step walk through.

STEP 1 – PARKING


FREE convenient and safe parking is available for Zoellner events in the parking garage adjacent to the center. The entrance into the parking garage is located on Packer Avenue.



You may also **drop off your guests** at the entrance on East Packer Ave. There are specially trained ushers who will be happy to assist patrons with special needs.




Accessible parking spaces are located on the 1st and 3rd levels of the parking garage, and there is an elevator towards the Packer Avenue side of the garage.




There are three accessible entrances to Zoellner Arts Center: The front entrance (on Packer Ave), the 3rd floor entrance (from the parking garage), and the campus entrance (ground floor, facing the Courtyard).

STEP 2: ENTERING FROM THE FIRST FLOOR – if you enter from the 3rd floor go to pg 6


a. Come out of the garage and up the side walk on East Packer.



b. Front entrance



c. Front entrance



d. after you come through the front doors there are another set of entry doors.



e. Once you enter you will see the entrance to the art galleries. The galleries are open and accessible 90 minutes from the start of the show. To preview the exhibit go to www.luag.org



STEP 3: GETTING TO BAKER HALL


f. Turn right and you will enter up the atrium lobby.

The lobby is fully handicap accessible with ramps throughout the building.

At the end of the lobby you will find

- the box office
- entrance to the Baker Hall and other theaters
- elevator and stairs and access to third floor parking
- rest rooms
- take-a-break room
- coat room
- drinking fountains

There are TVs in the lobby should you need to leave Baker Hall temporarily.




g. The entrance to Baker Hall is on the left. If you already have your tickets you can go in when the house is open; about 30 minutes prior to show-time.

The restrooms are at the end of the hall to the left.

Ask any of our helpful house staff for assistance.

Notice the handicap ramp here. You can get to it by going around to the other side.

The box office is here and is open 90 minutes before show-time.



STEP 4: INSIDE BAKER HALL – Baker Hall is our largest theater with over 1000 seats. We will not be using our balcony or our pit seats so **entry will be either from the first floor or the second floor.** You can use the elevator to get to the second floor if necessary.

You can exit to stairs to the parking garage here.

The cross over aisle will be free of equipment.




A view of Baker Hall from house right.



The second floor entrance is through our Butz Lobby at the top of the stairs or by the elevator.




The Butz Lobby. Entrance to Baker Hall is on the left. There is stair access to the garage here.



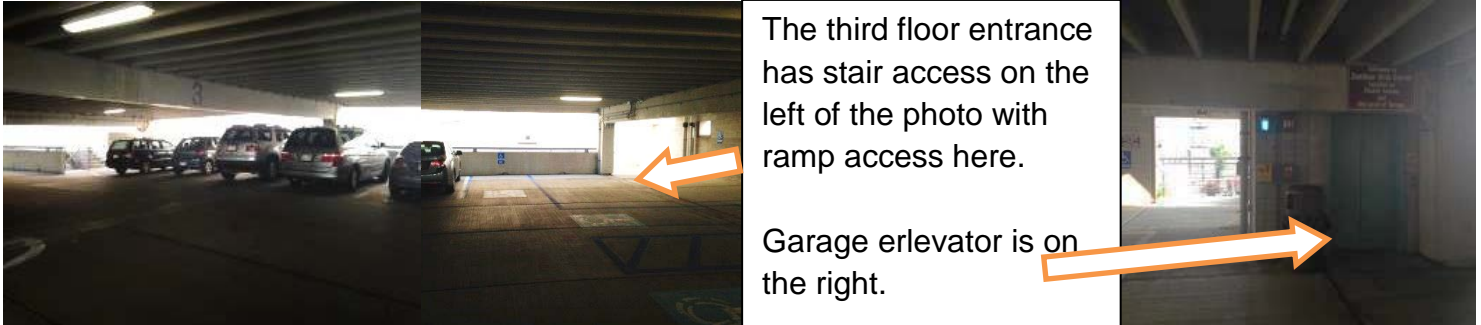
TAKE-A BREAK-ROOM – if you need to temporarily leave the hall or the performance to give your child a rest there are TVs in all the lobbies where you can continue to watch the show.

We also have a take-a-break room that will be set up with coloring and other activities. The room is in 143 – (here) – on the first floor, to the left of the box office.



STEP 2 (ALT) – ENTERING FROM THE 3rd FLOOR

There are accessible entrances to Zoellner Arts Center from the garage on the third floor. You can use the garage elevator or the **elevator inside the arts center** to get to the first floor.



The third floor entrance has stair access on the left of the photo with ramp access here.

Garage elevator is on the right.

The third floor garage landing will take you to two entry doors on the left.



When you enter, there are bathrooms here.

Go to the end of the hallway. The elevator is on the right.



Take the elevator to the first floor. **Turn right** and you will enter up the atrium lobby. **GO TO PAGE 4 to STEP 3: GETTING TO BAKER HALL.**

On the first floor you will find:

- the box office
- entrance to the Baker Hall and other theaters
- elevator and stairs and access to third floor parking
- rest rooms
- take-a-break room
- coat room

