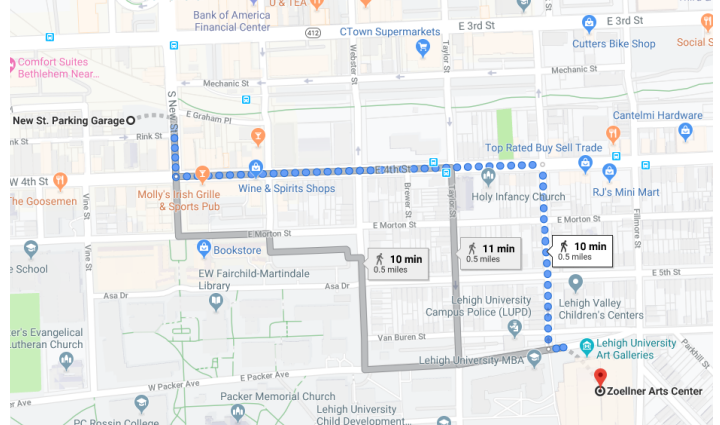


PARKING OPTIONS SCHOOL SHOWS

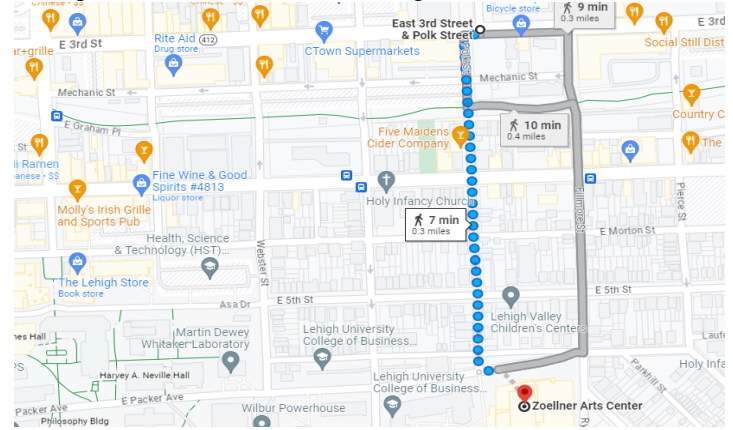
Car Parking Instructions:

1. [Zoellner Arts Center Garage](#)
Limited meter parking available on level one. Rate \$1.00 per hour.
420 E. Packer Ave, Bethlehem, PA 18015
[Passport Mobile app](#) or at a kiosk near the garage elevator on the first level.
2. [Meter Parking on Packer Avenue](#). Cost is \$1.50 per hour.
[ParkMobile App](#)
3. [New Street Parking Garage](#).
Rate \$1 per hour.
324 S. New Street, Bethlehem, PA 18015
Cashless facility, Credit Card and Scan to Pay
4. [3rd St & Polk St Parking Garage](#).
Rate \$1 per hour
Cashless facility, Credit Card and Scan to Pay

Walking Direction from New Street Garage to Zoellner Art Center.

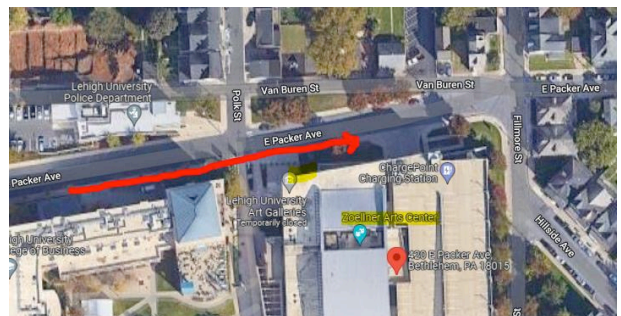


Walking Direction from 3rd St. & Polk St. Garage to Zoellner Art Center.



Bus and Van Parking Instructions:

- Bus and van drop-off and pick-up is located directly in front of Zoellner Arts Center on E. Packer Ave. Buses/vans should pull up with Zoellner on the right-hand side (red line on image below).
- All buses will be met by a Zoellner staff member and pick up instructions will be given to your driver.
- Passengers unload at the sidewalk, and enter the building as directed. Please note that buses and vans CANNOT park on the street, they should depart once the bus is unloaded and return 10 minutes prior to the scheduled end of the performance.



Know Before You Go...

Theater Etiquette – review with students before arriving at the show.

Arrival - Plan to arrive 30 minutes before the show time:

- Anticipate travel delays
- Bathroom stops before the show
- Getting settled in the theater

Actively Watching the Show - Ways to respond to the performance:

- Laughing, gasping, sighing, oo/ah
- Performers may ask the audience to respond, responding will improve student engagement and the overall performance
- Respond politely and with positivity throughout the performance
- Other kinds of responses including disrespectful comments may disrupt the performers and could cause a dangerous situation if they lose focus
- Express your enthusiasm
- Performers will bow at the end in return
- It is customary to continue clapping until the curtain comes down at the end of the show

Stay Aware and Attentive The theater is a “live” space and you can improve the experience for everyone by:

- Paying attention to the show
- No talking and being disruptive
- Silencing your mobile devices
- Bringing only essential items

Concentration During the Show

- Performers need to focus during the show to do their best work
- They need the audience to return that focus
- Artists do their best work when they feel connection with the audience
- Support them by sharing your energy and excitement with them

Not Permitted in the Theater

- Backpacks
- Lunches
- Food/Drink in seating areas
- Recording devices, including cameras, cannot be used during the performance
- Silence all mobile devices during the show