

ZOELLNER




ARTS CENTER • LEHIGH UNIVERSITY

420 East Packer Avenue, Bethlehem, PA 18015-3179

Baker Hall

Technical Information Package



Facility Description: Zoellner Arts Center, a division of Lehigh University’s College of Arts and Sciences, is a 26-year-old arts center housing four resident departments: Lehigh University Art Galleries, the Departments of Music and Theatre, and Administration. All building resources are shared among these four departments. There are three performance spaces: Baker Hall, a 940 seat multi-purpose stage; Diamond Theatre, a 3/4 thrust stage seating 307; and the Fowler Black Box Theatre, a small multi-configuration space.

Table of Contents - Titles link to indicated section

Contact info.....	Page 3
Seating.....	Page 3
Stage	Page 3
Stage Floor.....	Page 3
Fly System.....	Page 4
Rigging.....	Page 4
Masking	Page 4
Lighting Control.....	Page 4
Lighting Inventory	Page 4
Lighting Positions.....	Page 5
Rep Light Plot.....	Page 5
Sound Control.....	Page 5
Mixing consoles.....	Page 5
Loudspeakers.....	Page 5
Audio Equipment.....	Page 6
Intercom & Paging.....	Page 6
Video Projection.....	Page 6
Company Switch.....	Page 6
Orchestra Pit.....	Page 7
Dressing Rooms.....	Page 7
Loading Facilities	Page 7
Internet Access.....	Page 7
Drawings	
Loading Dock.....	Page 8
Dressing Rooms.....	Page 9
Lighting Plot.....	Page 10 & 11
House Lighting & Sound Locations.....	Page 12
Audio Inventory.....	Page 13
Lighting Inventory.....	Page 14
Line Set Schedule.....	Page 15

1. Contacts Info:

Position	Name	Email	Office Phone
Executive Director	Mark F. Wilson	mawa20@lehigh.edu	610-758-5323
Artistic & Admin. Coordinator	Isabele Barone	imb221@lehigh.edu	610-758-5356
Production Manager	Joshua Kovar	jok7@lehigh.edu	610-758-5894
Assistant Production Manager	R. Elizabeth Miller	rema@lehigh.edu	610-758-5653
Assistant Production Manager	Kyle Rudgers	kdr222@lehigh.edu	610-758-5634
Lighting Coordinator	Justin Burns	jeb719@lehigh.edu	610-758-5444
Video Coordinator	Andrew Collings	ajc521@lehigh.edu	610-758-5644
Audio Coordinator	Phil Ingle	phi214@lehigh.edu	610-758-5871
Stage & Events Coordinator	Heather Hacker	hah219@lehigh.edu	610-758-5367
Hospitality	Jennifer Mack	jem3@lehigh.edu	610-758-5654
Rentals & Scheduling Manager	Becky Eshelman	ree2@lehigh.edu	610-758-5387
Director of Audience Services	Sandy Anderson	saba@lehigh.edu	610-758-6641

2. Seating: Seating is continental divided into 3 sections.

- a. Capacity can be 283/934/1002.
 - i. orchestra, 283
 - ii. grand tier, 473
 - iii. balcony, 178
 - iv. orchestra lift, 68
 - v. Handicapped seating is located at the back of the orchestra and grand tier.

3. Stage: The stage can be set in either theatre mode or shell mode.

- a. In theatre mode the proscenium opening is 37'-6" w x 25'-3" h.
- b. In concert shell the proscenium opening is 58'-0" w x 25'-3" h.
- c. Stage depth from the plaster line is 31'-6".
- d. With the orchestra pit lowered the forestage depth from plaster line is 4'-9".
- e. With the orchestra pit raised the forestage depth from plaster line is 17'-6"
- f. Centerline to stage left wall is 65'-0"
 - i. A portion of the stage left wing is used for storage and office space.
- g. Centerline to stage right wall is 36'-0"
 - i. Usable wing space is approximately 17'.
- h. Rough square footage of stage plus wing space is 3300 square feet.
- i. Audience floor to stage floor is 2'-7".
- j. Orchestra pit @ pit level to stage floor is 8'-3".
- k. Stage floor to overhead catwalks is 57'-0". **THERE IS NO GRIDIRON!**
- l. Plaster line to furthestmost upstage line-set is 29'-0".

4. Stage Floor: White oak tongue and groove, stained black and sprung on neoprene sleepers.

- a. A gray/ black Harlequin dance floor is available. Rosin may be used.
- b. There are no traps in the floor.
- c. Lagging into floor is allowed.

- 5. Fly System:** Single purchase, operated from stage right mid rail, 27' above stage.
- a. Stage floor to loading floor is 45'-0".
 - b. There are 36 line-sets including the motorized main curtain and first electric.
 - c. Line-sets are rated for 1200 lbs.
 - d. High trim is 55'-0".
 - i. Line-set 5 trims at 44'-0".
 - ii. Line-set 27 trims at 42'-0".
 - iii. There are three orchestra shell ceilings on line-sets 3, 21 & 32. They trim @ 33'-0" when stored.
 - e. Low trim is 4'-0".
 - f. Batten length is 56"-0"
 - i. Line-sets 5 & 27 are 47'-0' long.
 1. Batten spacing varies. Please see line-set schedule.
 - g. Battens behind orchestra shell walls don't fly past shell rigging easily.
- 6. Rigging: THERE IS NO GRIDIRON!**
- a. Stage floor to catwalk floors is 57'-0".
 - b. Stage Floor to roof steel is 62'-0".
 - c. Sheaves are hung above catwalks.
 - d. Not all I-beams that sheaves are mounted on are accessible from catwalks.
- 7. Masking:** All soft goods are IFR rated.
- a. The main curtain & grand teaser are made of a red heavy weight velour with fullness.
 - i. The main curtain guillotines or travels, operated from stage right.
 - b. There are two full stage black traveler curtains. Both with fullness. 56'-0" x 24'-0".
 - i. They are operated from stage right.
 - c. There is 1 white leno-filled scrim, 56'-0" x 30'-0".
 - d. There is 1 rp screen, 56'-0" x 30'-0".
 - e. There is 1 black scrim, 56'-0" x 30'-0".
 - f. There are 5 sets of black legs, 12'-0" x 24'-0". 0% fullness.
 - g. There are 5 black borders, 56'-0" x 10'-0". 0% fullness.
- 8. Lighting Control:**
- a. Control is an ETC Ion or Gio running EOS software version v3.x.x.
 - i. The Ion is located backstage left at extreme house right, 39' from stage and 15' above the audience.
 - ii. The Gio is located in the house right audience crossover.
 - b. House/work light control by ETC Paradigm system (control located in booth, backstage, or FOH. and via iPad or console.
 - c. Networking: ETC Net3 connections are located in multiple locations, with ETC Net3 Gateways available for input or output.
 - d. Dimmers are dimmer per circuit.
 - i. 288 2.4k ETC Sensor 3.
- 9. Lighting Inventory:** Baker Hall and Zoellner Arts Center rely on a shared inventory, and as such, all items are subject to availability.
- a. Current inventory is located on page 14.
 - b. Please ask the lighting coordinator for the most up-to-date inventory.

10. Lighting Positions:

- a. #1 electric, line-set #5, is a motorized bridge with 40 circuits, It is 46'-8" long.
- b. #2 Electric, line-set #27 with 32 circuits. It is 46'-8" long.
- c. Other electrics can be added as needed.
- d. There are 40 circuits available in 4 circuit drop boxes.
- e. There are 78 other circuits located throughout the theatre.
- f. There is a truss located directly downstage of the architectural shell ceiling with 5 High End Sola-Frame Theatre moving lights and an Epson Pro L1505UNL video projector.
- g. There is 1 FOH catwalk with 48 circuits. Standard position is 32' off stage floor.
- h. Two box booms are located house left & right at 18' from plaster line.
- i. The FOH and Box Boom positions have unusual structural obstructions. Please contact the lighting coordinator regarding these positions.
- j. There are eight 50lb round boom bases with 12' and 21' pipes available.
- k. 2 1.2k Lycian M2 medium throw follow-spots are located at the rear of the balcony extreme house left & right.
- l. When shell mode, there are permanently installed, RGBA, LED fixtures mounted in the shell ceilings. No additional overhead lighting is available when in Shell.

11. Repertory Lighting Plot:

- a. A standard house rep is available, see pages 10 and 11.
- b. Specials may be added as needed, and color may be changed.
- c. The rep hang over-stage provides sufficient masking and coverage for basic lighting needs and may be used as a general reference for spacing electrics and soft goods.
- d. Rep lighting paperwork can be provided electronically in Vectorworks, Lightwright, or as a PDF.

12. Sound Control:

- a. The house mix position is located extreme house left in the audience x-over 44' from the stage. There is about 8' x 12' of floor space. At no time is audience egress to be compromised. Please see page 12 for a drawing.

13. Mixing Consoles:

- a. Yamaha CL5 (FOH, 32 in 16 out via installed Rio)
- b. Yamaha QL5 (MON, 32 in 16 out, additional 32 in and 16 via installed Rio)
- c. One portable rack with 2 Rios consisting of 64 inputs and 32 outputs available

14. Loudspeakers:

- a. The primary & balcony L/C/R system consists of 3 EAW QX5 loudspeakers with EAW UX8800's. processors and Lab Gruppen amplifiers.
- b. Front fills are 2 EAW RSX 129's.
- c. Sub woofers are 2 EAW SB528zPi's mounted over the forestage.
- d. Monitor wedges are 8 EAW MW10's.
- e. There are 6 QSC K8 side fill monitors, 3 per side, mounted SL & SR.
- f. There are 8 QSC K10 powered loudspeakers available as fills or monitors.
- g. 2 hanging points for speakers are located directly downstage of the left and right primary speakers. Each point is rated for 1700lbs.

15. Audio Equipment:

- a. Check attached for inventory on page 13. Baker Hall and Zoellner Arts Center rely on a shared inventory, and as such, all items are subject to availability.

16. Intercom/paging:

- a. There is a Riedel Bolero wireless intercom system with 12 belt packs.
- b. The wireless system is interfaced with a Clear Com 2 channel party line system and 2way radios.
- c. In-house FOH & backstage paging available.
- d. Patch points are located throughout theater.

17. Video Projection: Baker Hall and Zoellner Arts Center rely on a shared inventory, and as such, all items are subject to availability.

Projectors:

- a. 4 Epson Pro L1505UNL 12,000 lumen laser, Resolution: WUXGA 1920x1200.
Various lens options are available.

Screens, flown or ground supported:

- a. 1 Epson PowerLite Pro G7000W, 6500 lumen, Resolution: WXGA 1280x800.
 - i. Various lens options available.
- b. 1 24'x15' Draper Stagescreen portable folding screen.
- c. 1 14.6'x9.3' Draper Ultimate portable folding screen
- d. 1 19.6'x12.29' Draper Rolleromatic electric screen. Permanently mounted down stage of proscenium
- e. 1 8' tripod screen.

Switchers:

- a. 1 Roland V-800HD multi-format video switcher
- b. 1 Blackmagic Design Smart Videohub 12x12
- c. Blackmagic Design ATEM Mini Pro

Presentation Remotes:

- a. 2 Dsan Perfect Cue Micros

Confidence Monitors:

- a. 2 32" LCD flat screen monitors

Computers:

- a. Various Apple Macintosh computers
- b. Software available
 - i. Qlab
 - ii. Keynote & PowerPoint

c. Company Switch:

- d. 1 400 amp 3 phase switch is located up stage right.
- e. Connection via Cam-Lok.
- f. An additional 400 amp 3-phase switch is located in an adjacent theatre if needed.

19. Orchestras Pit:

- a. The pit is located 8'-3" below the stage floor. The lift mechanism is a Gala Spiral lift.
- b. The pit seats about 45 musicians.
- c. The pit can be used for additional audience seating, adding 68 seats.
- d. There are various shapes and sizes of platforms available.
- e. 96 Wenger Symphony and 48 Wenger Musician's chairs are available.
- f. 200 Mitylite folding chairs are also available for use.
- g. 80 Manhasset music stands
- h. 80 Aria Diva LED stand lights, a dmx dimmer is available.
- i. There are several conductor's podiums to choose from.
- j. We have 2 Steinway pianos, one 7' and one 9' concert grand. A Yamaha upright is also available.

20. Dressing Rooms:

- a. Located on lower level, one floor below Baker Hall.
- b. Dressing rooms are a shared resource and might not all be available.
- c. There are 2 individual dressing rooms with private shower/ bathroom.
- d. There are 2 4-person dressing rooms with a shower & shared bathrooms.
- e. There are 2 ensemble dressing rooms. The women's seats 26 and the men's 19.
- f. Each has showers and shared bathrooms.
- g. Hospitality is usually located inside the greenroom or directly outside.
- h. The laundry room has a single washing machine & an electric dryer.
- i. An iron and a Jiffy steamer are available upon request.
- j. A wig dryer is available upon request.
- k. Rolling wardrobe racks are available.
- l. The loading dock is located at 420 East Packer Ave. It is immediately to the right of the parking lot entrance. Please see page X for drawing.

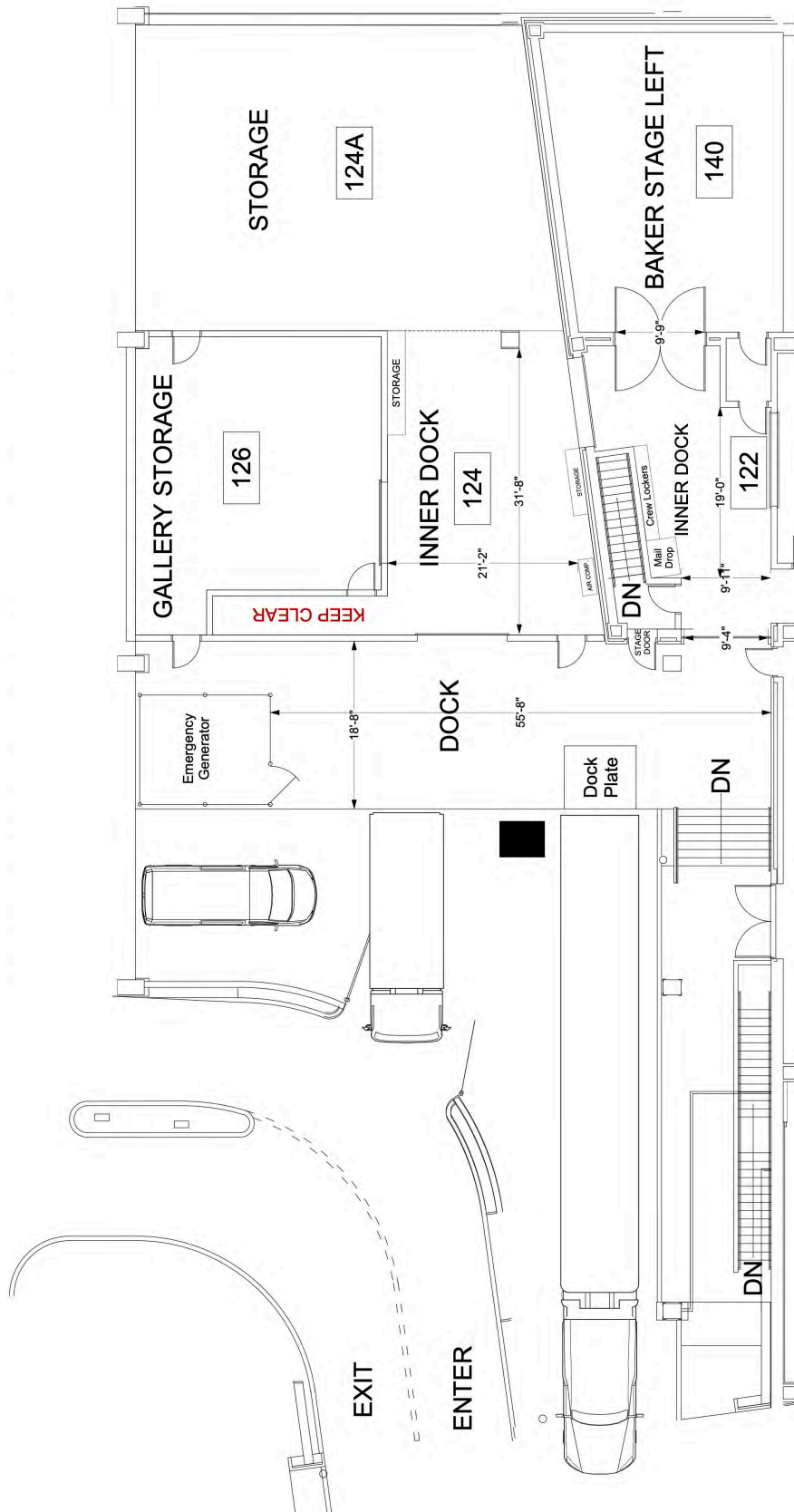
21. Loading Facilities:

- a. The loading dock is located at 420 East Packer Ave. It is immediately to the right of the parking lot entrance. Please see page 8 for drawing.
- b. Loading dock accommodates 1 53' trailer and tractor.
- c. Driveway opening is 14' high.
- d. The dock is 3' above driveway & has an integrated, adjustable dock plate.
- e. The loading dock opens onto a hallway leading to stage left.
- f. Garage door opening is 9'-0" wide x 9'-7" high.
- g. Hallway and inner doors will accommodate scenery at least that height.

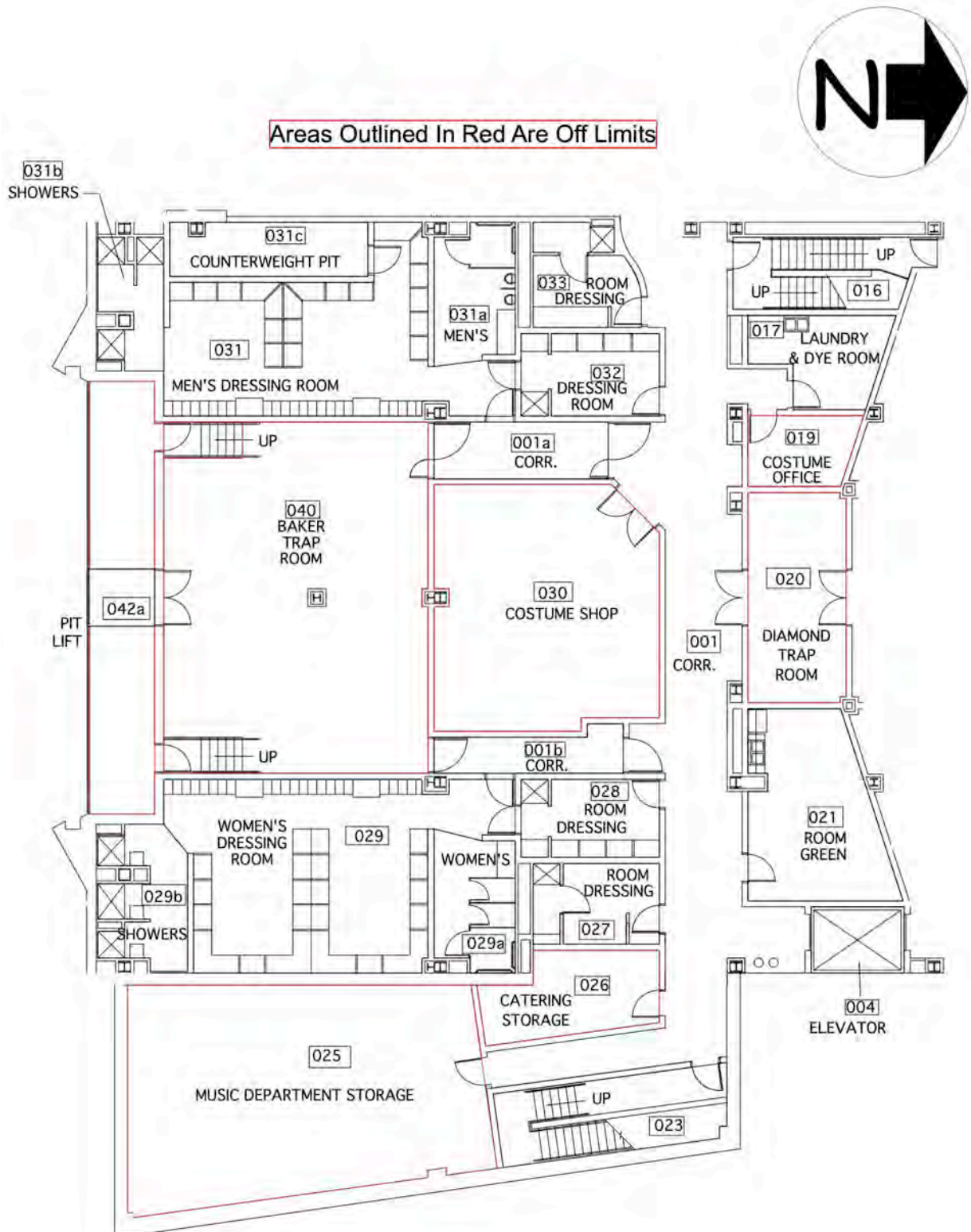
22. Internet Access:

- a. There is Wi-Fi available throughout the building. SSID: lehigh-guest. No password needed. A LAN jack is available in the greenroom. No password needed.
- b. There is a phone located in the greenroom for guest use.
- c. Long distance calls must be made using calling cards.

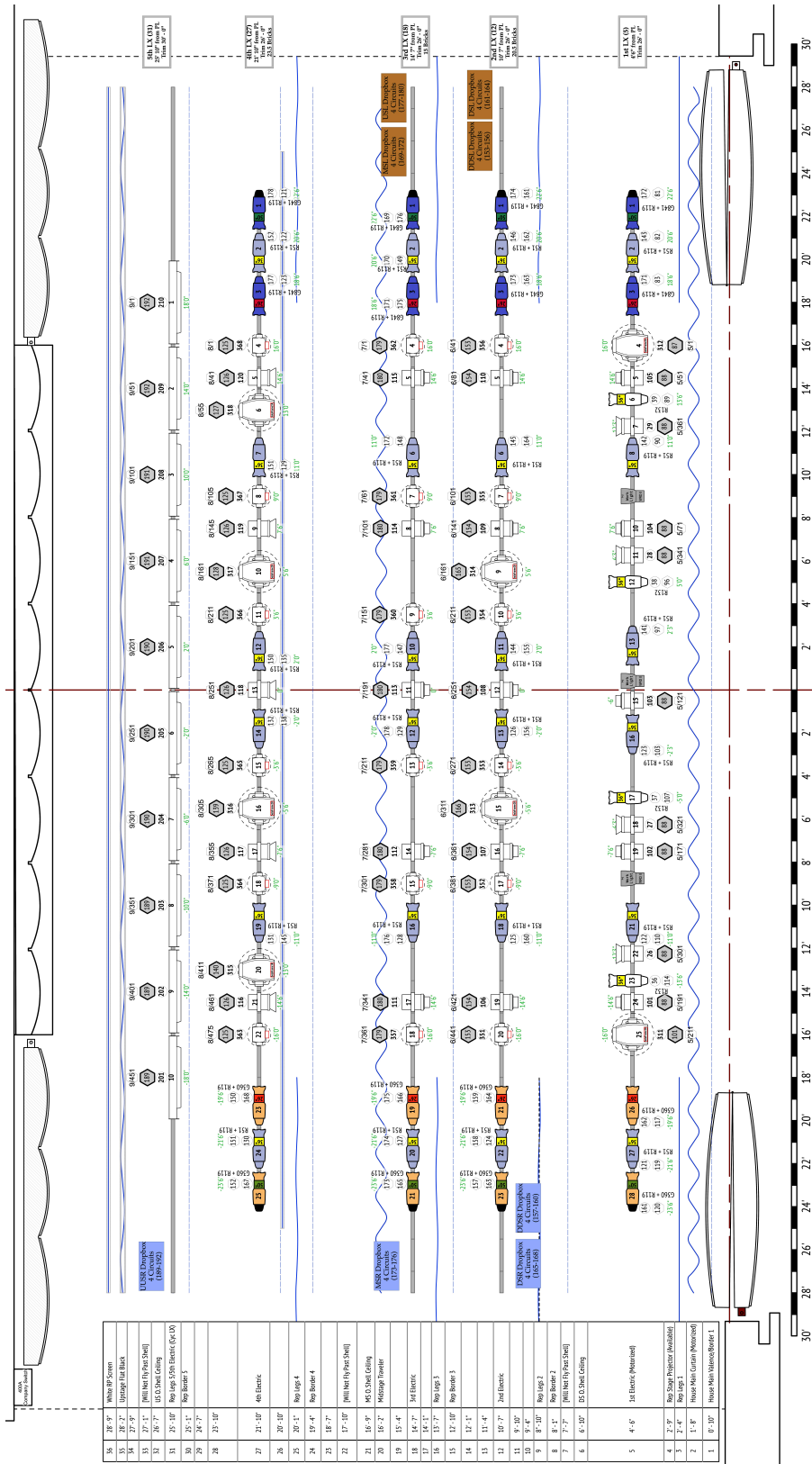
Loading Dock Detail



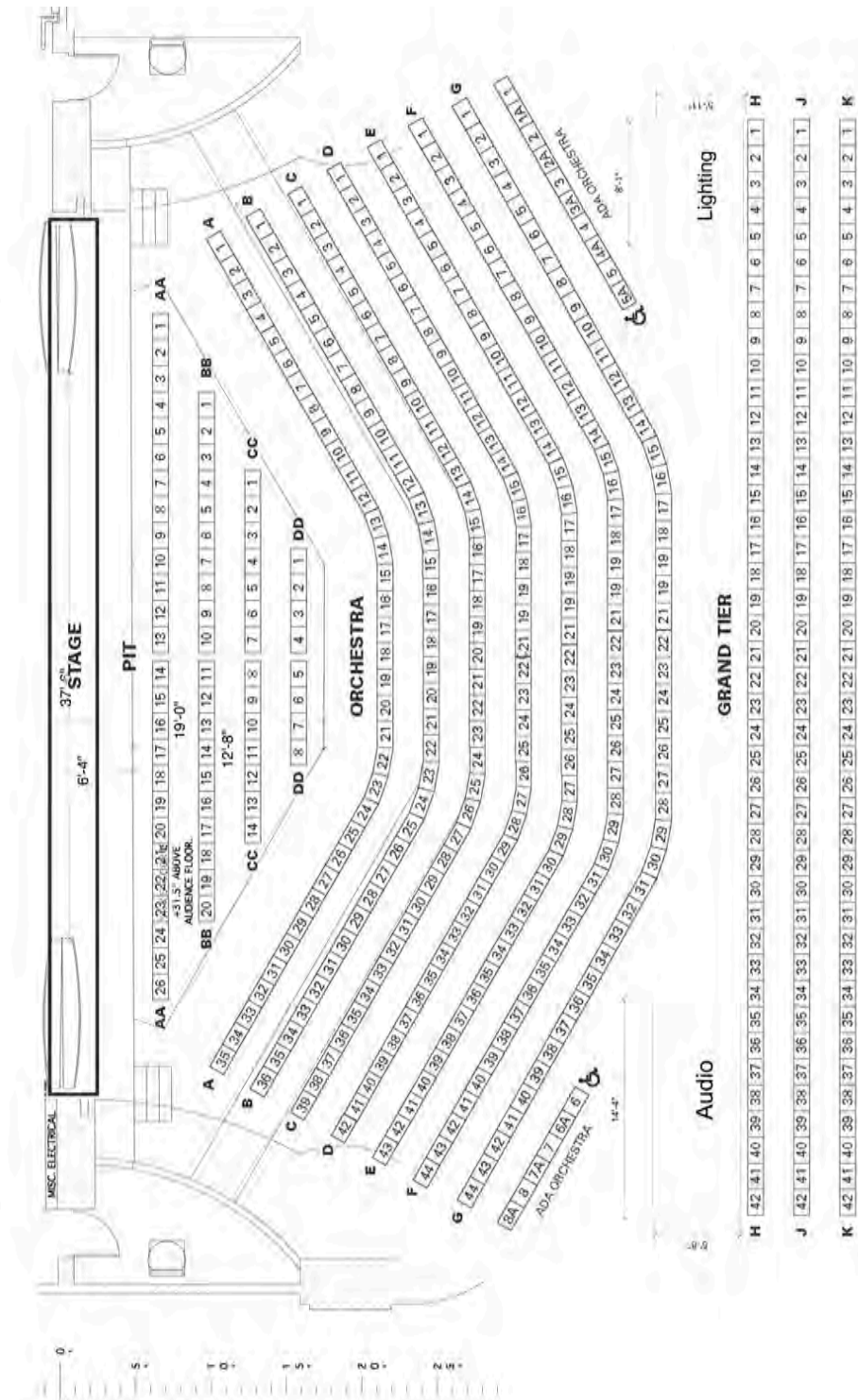
Dressing Room Layout



Over Stage Repertory Light Plot



House Audio & Lighting Positions



Audio Inventory

Equipment Type	Brand/ Model	# in Stock
Mixing Console	Yamaha CL5	1
iMac w/QLAB	Apple	1
Multi-channel Interface	MOTU 828mk2	1
Dual CD player	Numark CDN450	1
CD player	Denon DN-C680	1
Compact Flash Recorder	Tascam –SSR1	1
Microphones	Neumann, AKG, Shure	Variety
Wireless Microphones	Shure ULX D	20 Channels
Microphone Stands	Variety	Variety

Lighting Inventory

Manuf.	Unit Type/Model #	BH	Share	Notes
Ellipsoidal				
	ETC Conventional Bodies	154		
ETC	Source 4 10°	6		
ETC	Source 4 14°	15		BH-15 FOH, 1 DT barrel only
ETC	Source 4 19°	32		BH-11 FOH, 10 are BH barrels only
ETC	Source 4 26°	55		BH-2 FOH, 11 are BH barrels only
ETC	Source 4 36°	48		BH-4 FOH
ETC	Source 4 50°	8		
ETC	Source 4 70°	2		
ETC	Source 4 Zoom 15-30°	10		7 Baker FOH REP
ETC	ETC Series 3 LED	17		All Baker FOH Rep (11x 14°, 2x 19°, 4x 26° XDLT Lenses)
Wash				
ETC	Desire LED Fresnel	24		24 are in BH Rep
Chauvet	Chauvet COLOrado 1-Quad Zoom	0	12	Stored in DT
ETC	Source 4 PAR	60	1	All S4 Pars have standard lens kits; 12 XWFL lenses available in FBB
Chroma Q	Color 100x	52	3	3 are reserved spares for BH Shell LEDs, 52 are BH Shell Rep.
Cyc/Strip				
Chroma Q	ColorForce 2, 48" LED	10		Baker Rep Cyc LX; all have cyc lens installed
Chauvet	Colorail IRC	0	8	Stored in BH, HL 3rd floor storage
L&E	L & E Ministrips	0	5	3 cir, 10 lamps per cir, 5 color frames per, 6' - 0"
Strand	Orion 1 Model 4005	0	18	1cir, 1cell ground cyc
Moving Head Fixtures				
Chauvet	Rogue 2X Wash	18		Baker Rep
High End	Solaframe Theatre	5		Baker Rep-Permanent on FOH Truss
High End	Solaframe 1000 High CRI	8		All in Baker Rep
VariLite	VL1000-TS		4	Stored in DT trap room
VariLite	VL1100-TS		2	Gobos matched to the 4 VL1000's
Followspots				
Lycian	Lycian M2 Medium Throw	2	0	Serviced 9/12 lamp housings replaced
Lycian	Lycian 1266	0	2	
City Theatrical	1500 Follow Spot Yoke for Source 4			Stored in DT
Misc./Specialty				
Chauvet	Freedom Flex H4 IP		12	THTR Dept/M&C events have 1st use
ETC	Source 4WRD Color 70°/Parnel	6		BH Run LX ONLY. 4x 70°, 2x Parnels
ETC	Source 4WRD Gallery 2 (14°)	2		BH FOH special Lights; Reserved for Prosc. Logo gobos ONLY
ETC	Source 4WRD Gallery 2 Parnel	3		DT/BH Work LX ONLY
	MR16 Birdie (E17 Base)		9	
	MR16 Birdie (E26 Base)		10	
	Inkie - 3.5" Fresnel		9	All on 6" mounting plates
Superb Source	Pinspot		8	Winch Room
American DJ	Snapshot II-Strobe		2	Winch Room
Chauvet	Mini Strobe		1	Winch Room
American DJ	UV Canon		1	Winch Room
	Mirror Ball 16"		2	Winch Room; Rm 308
American DJ	MB II DMX Mirror ball motor		1	Winch Room
	Mirror Ball 8"		1	Winch Room
Radio Shack	Mirror ball motor		1	Winch Room
FX Use MUST be arranged in advance through LC for these fixtures				
Look Solutions	Cobra 1.8 Fog Machine		1	DMX controlled; in Rm 035
Look Solutions	Unique 2 Hazer & 2.1		2	DMX controlled; in Rm 035. 2 Black Fans are available (if needed)

Lighting Inventory cont.

Front of Instrument				
City Theatrical	6.25" Half Hat	10		
City Theatrical	6.25" Top Hat	22		
	6.25" Color Extenders	17		
City Theatrical	7.5" Half Hat	4		
City Theatrical	7.5" Top Hat	8		
	7.5" Color Extenders	12		
City Theatrical	7.5" Barn Doors	22		
City Theatrical	10" Barn Doors	46		
City Theatrical	Rogue 2x Wash Tophat	18		
Gobos/Iris				
City Theatrical	S-4 steel sand.	17		A Size
City Theatrical	S-4 steel sand.	40		B Size
	S-4 glass sandwich style	1		B size
City Theatrical	S-4 Acc. Glass gobo holder			86mm B Size
City Theatrical	6.25" Donut	13		3 additional homemade, smaller aperture in DT Booth
City Theatrical	7.5" Donut	37		
Rosco	Simplespin Dual Gobo Rotator		1	/23; Remote speed control avail. through a dimmer, or set speed on f
City Theatrical	Source 4 Iris	8		S4 Acc. slot
	SEE SEPERATE GOBO INVENTORY			Rosco, Apollo, GAM in inventory
Steel/Mounting				
Altman	12" Sidearm	60	12	Shared side arms are stored in Cage
	21' Boom Pipe	9		In Baker seat wagon Storage
	12' Boom Pipe	8		DT, Along Wall
	10' Boom Pipe	8		BH in Cage
	50 lb Boom Base	8	3	Stored in Cage. Additional sandbag weight is available.
Custom	Deck Plates		24	Black painted plywood base, bolt/washer included in ALL
Misc.				
Little Lite	LED Little Lite	5	1	2x BH are at LX's FOH desk; 1 "Shared" is in the Light Lab
Little Lite	Incandescent Little Lite	3		2 spare bulbs and several "O" rings are in the FBB Booth
				Plus 2 dimmer/DMX control boxes and cable for approx. 80 stand lights. 75 stand alone plugs also available
Aria	Aria Diva LED Music Stand Light	82	3	8 are stored in Baker LX Alcove, remaining in Baker Trap
Misc.	LED clip lights	6		Mighty Bright single/double, for music stands or similar
Baker Hall				
	Consoles			
on latest EOS 3.x	ETC Gio 4096			w/ 1 18" Planar touchscreen; Dec. 2021 factory servc.
	ETC 2x10 Fader Wing (with Gio)			Purch 4/2008
on latest EOS 3.x	ETC Ion 3072 (1024),			Purch 4/2008; Win 7 ETC refurb'd April 2020. w/ 2x 24" Dell Monitors
	ETC 2x20 Fader Wing (with Ion)			Purch 4/2008, factory svc'd in Dec. 2021
on latest EOS 3.x	ETC Nomad dongle @ SM Desk BSL			w/ SM computer in rack
on latest EOS 3.x	ETC Nomad dongle in LX Alcove			w/ rolling computer; 2x 18" Planar Touch Screens
	iPad w/ iFRF and Qlab remote			Purch. 7/2023

Baker Hall Line Set Schedule



Baker Hall Fall 2024 Rep Line Set Schedule

***Shaded items are permanently rigged and not movable.**

Legs are 12'-0" w x 30'-0" h. Borders are 56'-0" x 12'-0" h.

Line Set #	REP Line Set Schedule	Distance From Plaster Line	Description	Show Line Set Schedule	Notes:
1	House Border 1	0"-10"	50% fullness, Red,	House Border	56'-0" w x 24'-0" h REP 23' Trim
2	House Curtain	1'-8"	50% fullness, Red, traveler or guillotine	House Curtain	2 panels: 30'-0" w x 24'-0" h
3	Rep Legs 1	2'-4"		Rep Legs	36' opening
4	DS Projector	2'-9"			
5	Rep 1 st Electric	4'-6"	40 circuits.	Rep 1 st Electric	Motorized Bridge/26' Trim
6	O. Shell Ceiling	6'-10"	Articulated shell ceiling	O. Shell Ceiling	53'-3" w x 45'-7" w (Stored)
7		7'-7"			Will not fly past the shell.
8	Rep Border 2	8'-1"		Rep Border	24' Trim
9	Rep Legs 2	8'-10"		Rep Legs	36' opening
10		9'-4"			
11		9'-10"			
12	Rep 2 Electric	10'-7"		Rep 2 Electric	(20.5 Bricks) 26' Trim
13		11'-4"			
14		12'-1"			
15	Rep Border 3	12'-10"		Rep Border	24' Trim
16	Rep Legs 3	13'-7"		Rep Legs	36' opening
17		14'-1"			
18	Rep 3 Electric	14'-7"		Rep 3 Electric	(15 Bricks) 26' Trim
19		15'-4"			
20	Mid-stage Traveler	16'-2"	50% fullness, Black, traveler or guillotine	Mid-stage Traveler	2 panels: 30'-0" w x 24'-0" h
21	O. Shell Ceiling	16'-9"	Articulated shell ceiling	O. Shell Ceiling	45'-7" w x 37'-11" w (Stored)
22		17'-10"			Will not fly past the shell.
23		18'-7"			
24	Rep Border 4	19'-4"		Rep Border	24' Trim
25	Rep Legs 4	20'-1"		Rep Legs	36' opening
26		20'-10"			
27	Rep 4th Electric	21'-10"	32 circuits	Rep 4th Electric	(23.5 Bricks) 26' Trim
28		23'-10"			
29		24'-7"			
30	Rep Border 5	25'-1"		Rep Border	24' Trim
31	Rep Legs/Rep 5 th Electric	25'-10"		Rep Legs/Rep 5 th Electric	36' opening Cyc LX/30' Trim (13+2 for legs) 15 Bricks Total
32	O. Shell Ceiling	26'-7"	Articulated shell ceiling	O. Shell Ceiling	45'-7" w x 9'-10" w (Stored)
33		27'-1"			Will not fly past the shell.
34		27'-9"			
35	Up-stage Blackout	28'-2"	Flat black	Up-stage Flat Black, 2 panels with 4' overlap at center	2 panels: 30'-0" w x 24'-0" h
36	White RP Screen	28'-9"		Rep RP Screen/Cyc	

All Legs: 2 Bricks

All Borders: 2.5 Bricks

Baker Hall RP Screen w/ Bottom Pipe: 6 Bricks

Note: All Rep Border/LX Trim spikes are RED in Theatre Mode